



Round 3 - Phillip Island GP Circuit - September 3 & 4
FORMULA SPORT

Qualifying

Date: 03/09/22
Event: Q06
Weather: Light shower - Temp: 11.2C
Track: Wet - Temp: 12.3C

Started at: 10:35:03
Laps: 15 Min
Starters: 22
Printed at: 10:56


PROVISIONAL CLASSIFICATION

Pos	No	Name	Class	Machine	Fastest Lap	On Lap	Behind Leader	Behind Prev	Top Speed
1	24	Charles HERN / Murray Valley Training Co	PM1	Yamaha R1 1000	1:55.778	6 of 6			254
2	6	Cori BOURNE / Pedders Suspension Shepparton / NBS Brake Supplies / Shepparton Service	PM1	Suzuki GSXR 1000	1:57.441	4 of 4	1.663	1.663	235
3	95	Matthew RINDEL / StayUpright / The Grinning Dingo / AMX / Woodcraft / Shoei / DeWith M-sport	PM1	Yamaha R1 1000	1:57.915	7 of 8	2.137	.474	237
4	8A	Marcus DELANEY / Horizon Motorcycles / Delaney & Co.	PM6	Yamaha R6 600	2:01.688	5 of 6	5.910	3.773	237
5	268	John PRICE / BRT / Aunty Mal	TBK	Ducati P-gale 1100	2:06.264	4 of 4	10.486	4.576	206
6	4A	Michael HICKS	PM1	Suzuki GSXR 1000	2:06.334	5 of 7	10.556	.070	221
7	7A	Shane ROBINSON / Sky Links	PM1	Suzuki GSXR 1000	2:07.071	4 of 4	11.293	.737	219
8	616	William DOWNIE / Bakery on Broadway	PM1	Suzuki GSXR 1000	2:07.214	3 of 4	11.436	.143	241
9	52	Mitchell HAWKSLEY / Webb Racing / Launceston Environmental Services / Engine Reco & Parts	PM6	Honda CBR 600	2:07.226	4 of 4	11.448	.012	229
10	3	Shane O'BRIEN	PM6	Yamaha R6 600	2:08.464	5 of 7	12.686	1.238	232
11	46	Jeffrey DIACONO / Melbourne Auto Developments	PM1	Suzuki GSXR 750	2:09.456	6 of 7	13.678	.992	221
12	80	David BARTELS / Motorcycle City / Castings Tasmania / BVZ Designs	PM6	Honda CBR 600	2:11.782	3 of 4	16.004	2.326	229
13	74	Jonathan BOSCH / Ever Ready Bricklaying / Just Water Solutions / Moss Industry Florists	P67	Kawasaki ZX6R 600	2:12.394	7 of 7	16.616	.612	201
14	65	Nathan MCKENZIE	PM1	Suzuki GSXR 1000	2:12.551	5 of 6	16.773	.157	196
15	48	Robert DAFF / Rotunda Racing	TBK	Ducati 998	2:14.588	7 of 7	18.810	2.037	207
16	686	Tracey DAVIES / Breheny Brothers Breweries / RBT Suppliers / The Grinning Dingo	TBK	Ducati P-gale 1199	2:17.656	3 of 5	21.878	3.068	191
17	42	Dick LODGE / BLS Racing / The Rock Adventure Centre / Road and River Racing	PM1	Yamaha R1 1000	2:19.040	7 of 7	23.262	1.384	176
18	37	Paul CONWAY	P67	Yamaha R1 1000	2:21.980	1 of 1	26.202	2.940	182
19	12	Kruiz JENKINS / Jenkins Smash Repairs Racing	PM6	Kawasaki ZX 636	2:30.811	2 of 2	35.033	8.831	188
20	83	Nathan HILLMAN / Pheonix Car Rentals	TBK	Triumph Dayt. 675	2:41.005	2 of 2	45.227	10.194	171
21	87	Brad GORRIE	P67	Honda CBR 600	2:46.723	2 of 2	50.945	5.718	150

The results are provisional until the end of the time limit for protests and appeals.


Scott Laing
Chief Timekeeper - Scott Laing

Tony Bolin
Clerk of Course - Tony Bolin



COMPUTIME RACE TIMING SYSTEMS PTY LTD
www.computime.com.au

E-mail: scott@computime.com.au / Ph: 0418 17 13 17





Round 3 - Phillip Island GP Circuit - September 3 & 4
FORMULA SPORT

Qualifying

Date: 03/09/22
 Event: Q06
 Weather: Light shower - Temp: 11.2C
 Track: Wet - Temp: 12.3C

Started at: 10:35:03
 Laps: 15 Min
 Starters: 22
 Printed at: 10:56


PROVISIONAL LAP TIMES

No	Name	Lap 1	Lap 2	Lap 3	Lap 4	Lap 5	Lap 6	Lap 7	Lap 8
3	Shane O'BRIEN	2:14.581	2:17.040	2:14.010	2:10.380	<u>2:08.464</u>	2:09.829	2:08.692	
4A	Michael HICKS	2:24.124	2:12.199	2:08.847	2:06.669	<u>2:06.334</u>	2:06.882	2:07.091	
6	Cori BOURNE	2:10.014	2:00.965	1:58.882	<u>1:57.441</u>				
7A	Shane ROBINSON	2:23.593	2:08.998	2:09.693	<u>2:07.071</u>				
8A	Marcus DELANEY	2:24.509	2:05.133	2:09.633	2:03.090	<u>2:01.688</u>	2:03.947		
12	Kruiz JENKINS	2:39.686	<u>2:30.811</u>						
24	Charles HERN	2:09.437	2:04.943	1:56.778	1:57.957	1:56.964	<u>1:55.778</u>		
37	Paul CONWAY		<u>2:21.980</u>						
42	Dick LODGE	2:33.854	2:23.963	2:26.245	2:23.668	2:20.476	2:19.142	<u>2:19.040</u>	
46	Jeffrey DIACONO	2:20.677	2:13.773	2:12.395	2:11.719	2:11.263	<u>2:09.456</u>	2:11.050	
48	Robert DAFF	2:35.204	2:21.987	2:21.732	2:16.803	2:15.811	2:16.703	<u>2:14.588</u>	
52	Mitchell HAWKSLEY	2:18.633	2:08.280	2:10.552	<u>2:07.226</u>				
65	Nathan MCKENZIE	4:24.481	2:27.389	2:17.908	2:18.543	<u>2:12.551</u>	2:13.417		
74	Jonathan BOSCH	2:28.011	2:17.559	2:18.469	2:16.028	2:15.053	2:13.715	<u>2:12.394</u>	
80	David BARTELS	2:25.266	2:15.122	<u>2:11.782</u>	2:11.789				
83	Nathan HILLMAN	2:46.940	<u>2:41.005</u>						
87	Brad GORRIE	2:50.395	<u>2:46.723</u>						
95	Matthew RINDEL	2:18.419	2:04.130	1:59.179	1:59.172	1:58.592	1:58.527	<u>1:57.915</u>	1:58.660
268	John PRICE	2:19.818	2:12.062	2:11.061	<u>2:06.264</u>				
616	William DOWNIE	2:17.052	2:09.247	<u>2:07.214</u>	2:08.459				
686	Tracey DAVIES	2:41.486	2:25.946	<u>2:17.656</u>	2:17.822	2:19.296			

The results are provisional until the end of the time limit for protests and appeals.


Scott Laing
 Chief Timekeeper - Scott Laing

Tony Bolin
 Clerk of Course - Tony Bolin



COMPUTIME RACE TIMING SYSTEMS PTY LTD
www.computime.com.au

E-mail: scott@computime.com.au / Ph: 0418 17 13 17





Round 3 - Phillip Island GP Circuit - September 3 & 4
FORMULA SPORT

Qualifying

Date: 03/09/22
Event: Q06
Weather: Light shower - Temp: 11.2C
Track: Wet - Temp: 12.3C


Started at: 10:35:03
Laps: 15 Min
Starters: 22
Printed at: 10:56

PROVISIONAL SPLIT TIMES

Lap	Split 1	Split 2	Split 3	Split 4	Lap Time	Spd	Lap	Split 1	Split 2	Split 3	Split 4	Lap Time	Spd
3 Shane O'BRIEN (10th)							12 Kruiz JENKINS (19th)						
1	39.983	1:34.598			2:14.581 P		1	42.330	47.149	29.970	40.237	2:39.686 P	
2	34.615	38.701	25.909	37.815	2:17.040 P		2	<u>35.595</u>	<u>44.798</u>	<u>29.889</u>	<u>40.529</u>	<u>2:30.811</u>	188
3	32.918	39.301	25.362	36.429	2:14.010	179	24 Charles HERN (1st)						
4	31.484	37.045	25.389	36.462	2:10.380	211	1	36.096	36.924	23.678	32.739	2:09.437 P	
5	<u>30.636</u>	<u>36.701</u>	25.226	35.901	<u>2:08.464</u>	232	2	29.583	39.614	22.795	32.951	2:04.943	241
6	30.859	37.758	25.135	36.077	2:09.829	226	3	27.794	34.778	22.261	31.945	1:56.778	248
7	30.648	38.530	<u>24.283</u>	<u>35.231</u>	2:08.692	225	4	27.579	34.991	23.169	32.218	1:57.957	254
4A Michael HICKS (6th)							5	28.628	34.656	22.293	<u>31.387</u>	1:56.964	222
1	38.502	42.391	26.442	36.789	2:24.124 P		6	<u>27.551</u>	<u>33.491</u>	<u>22.004</u>	32.732	<u>1:55.778</u>	247
2	32.752	39.102	25.019	35.326	2:12.199	194	37 Paul CONWAY (18th)						
3	32.341	37.850	24.449	34.207	2:08.847	210	1	38.352	41.738	26.149	35.741	<u>2:21.980</u> P	
4	31.030	37.090	24.089	34.460	2:06.669	213	42 Dick LODGE (17th)						
5	32.304	<u>36.595</u>	<u>23.840</u>	<u>33.595</u>	<u>2:06.334</u>	194	1	41.282	43.926	29.051	39.595	2:33.854 P	
6	<u>30.223</u>	37.007	25.302	34.350	2:06.882	221	2	36.131	41.260	27.525	39.047	2:23.963	169
7	30.230	37.525	24.827	34.509	2:07.091	220	3	36.427	41.963	28.629	39.226	2:26.245	162
6 Cori BOURNE (2nd)							4	35.623	41.199	28.079	38.767	2:23.668	176
1	34.685	37.764	24.026	33.539	2:10.014 P		5	35.473	40.638	<u>26.858</u>	37.507	2:20.476	172
2	28.676	35.866	23.322	33.101	2:00.965	235	6	35.448	<u>39.590</u>	27.060	37.044	2:19.142	170
3	28.439	34.938	23.164	32.341	1:58.882	224	7	<u>35.443</u>	39.785	26.881	<u>36.931</u>	<u>2:19.040</u>	170
4	<u>28.353</u>	<u>34.585</u>	<u>22.606</u>	<u>31.897</u>	<u>1:57.441</u>	229	46 Jeffrey DIACONO (11th)						
7A Shane ROBINSON (7th)							1	36.486	40.790	26.092	37.309	2:20.677 P	
1	40.360	40.384	25.837	37.012	2:23.593 P		2	32.287	39.965	25.347	36.174	2:13.773	210
2	31.112	37.948	24.655	<u>35.283</u>	2:08.998	219	3	31.940	39.192	25.217	36.046	2:12.395	202
3	30.939	38.152	24.747	35.855	2:09.693	215	4	32.143	38.799	25.075	35.702	2:11.719	203
4	<u>30.350</u>	<u>36.923</u>	<u>24.216</u>	35.582	<u>2:07.071</u>	217	5	<u>31.298</u>	39.149	25.125	35.691	2:11.263	221
8A Marcus DELANEY (4th)							6	31.312	<u>37.685</u>	<u>24.550</u>	35.909	<u>2:09.456</u>	216
1	39.531	41.606	27.344	36.028	2:24.509 P		7	31.664	38.988	25.213	<u>35.185</u>	2:11.050	220
2	31.143	36.216	24.201	33.573	2:05.133	217	48 Robert DAFF (15th)						
3	30.507	38.068	25.408	35.650	2:09.633	223	1	39.645	45.710	29.360	40.489	2:35.204 P	
4	30.442	35.919	23.907	32.822	2:03.090	216	2	34.129	41.697	27.433	38.728	2:21.987	190
5	<u>29.824</u>	<u>35.339</u>	23.714	<u>32.811</u>	<u>2:01.688</u>	235	3	34.038	42.965	26.709	38.020	2:21.732	192
6	29.845	36.240	<u>23.389</u>	34.473	2:03.947	231	4	32.731	40.567	26.102	37.403	2:16.803	195


Scott Laing
Chief Timekeeper - Scott Laing

Tony Bolin
Clerk of Course - Tony Bolin



COMPUTIME RACE TIMING SYSTEMS PTY LTD
www.computime.com.au

E-mail: scott@computime.com.au / Ph: 0418 17 13 17





Round 3 - Phillip Island GP Circuit - September 3 & 4
FORMULA SPORT

Qualifying

Date: 03/09/22
Event: Q06
Weather: Light shower - Temp: 11.2C
Track: Wet - Temp: 12.3C

Started at: 10:35:03
Laps: 15 Min
Starters: 22
Printed at: 10:56

PROVISIONAL SPLIT TIMES

Lap	Split 1	Split 2	Split 3	Split 4	Lap Time	Spd	Lap	Split 1	Split 2	Split 3	Split 4	Lap Time	Spd
5	32.556	39.811	26.122	37.322	2:15.811	200	87 Brad GORRIE (21th)						
6	33.042	39.960	26.027	37.674	2:16.703	203	1	42.071	50.554	31.945	45.825	2:50.395 P	
7	32.545	39.005	25.688	37.350	2:14.588	207	2	39.194	50.190	31.954	45.385	2:46.723	150
52 Mitchell HAWKSLEY (9th)							95 Matthew RINDEL (3rd)						
1	36.512	39.047	26.273	36.801	2:18.633 P		1	39.406	39.009	25.871	34.133	2:18.419 P	
2	30.603	37.607	25.142	34.928	2:08.280	226	2	30.086	36.950	23.737	33.357	2:04.130	223
3	32.208	37.678	25.550	35.116	2:10.552	224	3	28.660	34.910	23.003	32.606	1:59.179	234
4	31.151	36.877	24.662	34.536	2:07.226	225	4	28.257	34.806	23.003	33.106	1:59.172	232
							5	28.365	34.940	22.864	32.423	1:58.592	231
							6	28.377	34.758	22.851	32.541	1:58.527	235
65 Nathan MCKENZIE (14th)							268 John PRICE (5th)						
1	39.791	55.639	31.730	2:17.321	4:24.481 P		1	37.447	40.783	25.652	35.936	2:19.818 P	
2	38.630	42.375	28.290	38.094	2:27.389 P		2	31.564	40.026	24.958	35.514	2:12.062	186
3	33.870	40.649	26.253	37.136	2:17.908	179	3	32.557	38.757	24.915	34.832	2:11.061	183
4	33.389	40.783	27.117	37.254	2:18.543	187	4	30.370	37.682	24.097	34.115	2:06.264	191
5	32.427	39.119	25.457	35.548	2:12.551	189							
6	31.960	39.603	25.722	36.132	2:13.417	196							
74 Jonathan BOSCH (13th)							616 William DOWNIE (8th)						
1	38.331	42.778	27.861	39.041	2:28.011 P		1	35.635	39.830	25.686	35.901	2:17.052 P	
2	32.854	40.337	25.994	38.374	2:17.559	201	2	31.073	37.610	24.665	35.899	2:09.247	217
3	33.219	40.517	26.197	38.536	2:18.469	191	3	30.410	37.506	24.273	35.025	2:07.214	236
4	33.039	39.910	25.356	37.723	2:16.028	193	4	30.524	37.673	25.319	34.943	2:08.459	237
5	32.056	39.639	25.586	37.772	2:15.053	191							
6	32.502	39.929	24.919	36.365	2:13.715	190							
7	32.882	39.071	24.241	36.200	2:12.394	193							
80 David BARTELS (12th)							686 Tracey DAVIES (16th)						
1	37.754	41.123	27.990	38.399	2:25.266 P		1	44.239	46.250	29.760	41.237	2:41.486 P	
2	32.111	39.398	26.356	37.257	2:15.122	217	2	35.441	44.200	27.703	38.602	2:25.946	169
3	31.491	39.174	25.085	36.032	2:11.782	229	3	33.377	40.701	26.178	37.400	2:17.656	183
4	32.115	38.196	25.111	36.367	2:11.789	218	4	32.903	40.202	27.528	37.189	2:17.822	191
							5	34.732	40.723	26.059	37.782	2:19.296	176
83 Nathan HILLMAN (20th)													
1	42.868	48.089	31.654	44.329	2:46.940 P								
2	39.212	47.344	30.610	43.839	2:41.005	159							

The results are provisional until the end of the time limit for protests and appeals.


Scott Laing
Chief Timekeeper - Scott Laing

Tony Bolin
Clerk of Course - Tony Bolin



COMPUTIME RACE TIMING SYSTEMS PTY LTD
www.computime.com.au

E-mail: scott@computime.com.au / Ph: 0418 17 13 17





Round 3 - Phillip Island GP Circuit - September 3 & 4
FORMULA SPORT

Qualifying

Date: 03/09/22
 Event: Q06
 Weather: Light shower - Temp: 11.2C
 Track: Wet - Temp: 12.3C

Started at: 10:35:03
 Laps: 15 Min
 Starters: 22
 Printed at: 10:56


PROVISIONAL FASTEST LAPS SEQUENCE

Race Time	No	Name	Machine	Fastest Lap	On Lap
2:13.487	6	Cori BOURNE	Suzuki GSXR 1000	2:10.014	1
3:29.574	24	Charles HERN	Yamaha R1 1000	2:09.437	1
4:14.452	6	Cori BOURNE	Suzuki GSXR 1000	2:00.965	2
6:13.334	6	Cori BOURNE	Suzuki GSXR 1000	1:58.882	3
7:31.295	24	Charles HERN	Yamaha R1 1000	1:56.778	3
13:21.994	24	Charles HERN	Yamaha R1 1000	1:55.778	6

The results are provisional until the end of the time limit for protests and appeals.


Scott Laing
 Chief Timekeeper - Scott Laing

Tony Bolin
 Clerk of Course - Tony Bolin



COMPUTIME RACE TIMING SYSTEMS PTY LTD
www.computime.com.au

E-mail: scott@computime.com.au / Ph: 0418 17 13 17





Round 3 - Phillip Island GP Circuit - September 3 & 4
FORMULA SPORT

Qualifying

Date: 03/09/22
 Event: Q06
 Weather: Light shower - Temp: 11.2C
 Track: Wet - Temp: 12.3C

Started at: 10:35:03
 Laps: 15 Min
 Starters: 22
 Printed at: 10:56


PROVISIONAL BEST PARTIAL TIMES

Pos	Split 1		Split 2		Split 3		Split 4		LAP		Ideal	Fastest
	Name	Time	Name	Time	Name	Time	Name	Time	Name	Time		
1	C. HERN	27.551	C. HERN	33.491	C. HERN	22.004	C. HERN	31.387	C. HERN	1:54.433	1:55.778	
2	M. RINDEL	28.111	M. RINDEL	34.331	M. RINDEL	22.590	C. BOURNE	31.897	M. RINDEL	1:57.390	1:57.915	
3	C. BOURNE	28.353	C. BOURNE	34.585	C. BOURNE	22.606	M. RINDEL	32.358	C. BOURNE	1:57.441	1:57.441	
4	M. DELANEY	29.537	M. DELANEY	35.187	M. DELANEY	23.389	M. DELANEY	32.811	M. DELANEY	2:00.924	2:01.688	
5	J. PRICE	30.216	M. HICKS	36.595	M. HICKS	23.840	M. HICKS	33.595	M. HICKS	2:04.253	2:06.334	
6	M. HICKS	30.223	S. O'BRIEN	36.701	J. PRICE	24.097	J. PRICE	34.115	J. PRICE	2:06.110	2:06.264	
7	S. ROBINSON	30.350	M. HAWKSLE	36.877	S. ROBINSON	24.216	M. HAWKSLE	34.536	M. HAWKSLE	2:06.678	2:07.226	
8	W. DOWNIE	30.410	S. ROBINSON	36.923	J. BOSCH	24.241	W. DOWNIE	34.943	S. ROBINSON	2:06.772	2:07.071	
9	M. HAWKSLE	30.603	W. DOWNIE	37.506	W. DOWNIE	24.273	J. DIACONO	35.185	S. O'BRIEN	2:06.851	2:08.464	
10	S. O'BRIEN	30.636	D. BARTELS	37.600	S. O'BRIEN	24.283	S. O'BRIEN	35.231	W. DOWNIE	2:07.132	2:07.214	
11	D. BARTELS	30.917	J. PRICE	37.682	J. DIACONO	24.550	S. ROBINSON	35.283	J. DIACONO	2:08.718	2:09.456	
12	J. DIACONO	31.298	J. DIACONO	37.685	M. HAWKSLE	24.662	N. MCKENZIE	35.548	D. BARTELS	2:09.623	2:11.782	
13	N. MCKENZIE	31.960	R. DAFF	39.005	D. BARTELS	25.074	P. CONWAY	35.741	J. BOSCH	2:11.568	2:12.394	
14	J. BOSCH	32.056	J. BOSCH	39.071	N. MCKENZIE	25.457	D. BARTELS	36.032	N. MCKENZIE	2:12.084	2:12.551	
15	P. CONWAY	32.407	N. MCKENZIE	39.119	R. DAFF	25.688	J. BOSCH	36.200	R. DAFF	2:14.560	2:14.588	
16	R. DAFF	32.545	D. LODGE	39.590	T. DAVIES	26.059	D. LODGE	36.931	P. CONWAY	2:16.035	2:21.980	
17	T. DAVIES	32.903	T. DAVIES	40.202	P. CONWAY	26.149	T. DAVIES	37.189	T. DAVIES	2:16.353	2:17.656	
18	D. LODGE	35.443	P. CONWAY	41.738	D. LODGE	26.858	R. DAFF	37.322	D. LODGE	2:18.822	2:19.040	
19	K. JENKINS	35.595	K. JENKINS	44.798	K. JENKINS	29.889	K. JENKINS	40.237	K. JENKINS	2:30.519	2:30.811	
20	B. GORRIE	39.194	N. HILLMAN	47.344	N. HILLMAN	30.610	N. HILLMAN	43.839	N. HILLMAN	2:41.005	2:41.005	
21	N. HILLMAN	39.212	B. GORRIE	50.190	B. GORRIE	31.945	B. GORRIE	45.385	B. GORRIE	2:46.714	2:46.723	

The results are provisional until the end of the time limit for protests and appeals.


Scott Laing
 Chief Timekeeper - Scott Laing

Tony Bolin
 Clerk of Course - Tony Bolin



COMPUTIME RACE TIMING SYSTEMS PTY LTD
www.computime.com.au

E-mail: scott@computime.com.au / Ph: 0418 17 13 17





Round 3 - Phillip Island GP Circuit - September 3 & 4
FORMULA SPORT

Date: 03/09/22
 Event: Q06
 Weather: Light shower - Temp: 11.2C
 Track: Wet - Temp: 12.3C

LEG 1 (Event 5)
PROVISIONAL GRID SHEET


Started at: 10:35:03
 Laps: 15 Min
 Starters: 22
 Printed at: 10:56



1	24	1 C. HERN 1:55.778	6	2 C. BOURNE 1:57.441	95	3 M. RINDEL 1:57.915
2	8A	4 M. DELANEY 2:01.688	268	5 J. PRICE 2:06.264	4A	6 M. HICKS 2:06.334
3	7A	7 S. ROBINSON 2:07.071	616	8 W. DOWNIE 2:07.214	52	9 M. HAWKSLEY 2:07.226
4	3	10 S. O'BRIEN 2:08.464	46	11 J. DIACONO 2:09.456	80	12 D. BARTELS 2:11.782
5	74	13 J. BOSCH 2:12.394	65	14 N. MCKENZIE 2:12.551	48	15 R. DAFF 2:14.588
6	686	16 T. DAVIES 2:17.656	42	17 D. LODGE 2:19.040	37	18 P. CONWAY 2:21.980
7	12	19 K. JENKINS 2:30.811	83	20 N. HILLMAN 2:41.005	87	21 B. GORRIE 2:46.723


Scott Laing
 Chief Timekeeper - Scott Laing

Tony Bolin
 Clerk of Course - Tony Bolin



COMPUTIME RACE TIMING SYSTEMS PTY LTD
www.computime.com.au

E-mail: scott@computime.com.au / Ph: 0418 17 13 17





Round 3 - Phillip Island GP Circuit - September 3 & 4
FORMULA SPORT

Date: 03/09/22
 Event: Q06
 Weather: Light shower - Temp: 11.2C
 Track: Wet - Temp: 12.3C

LEG 1 (Event 5)
PROVISIONAL GRID SHEET


Started at: 10:35:03
 Laps: 15 Min
 Starters: 22
 Printed at: 10:56

87	21 B. GORRIE 2:46.723	83	20 N. HILLMAN 2:41.005	12	19 K. JENKINS 2:30.811	7
37	18 P. CONWAY 2:21.980	42	17 D. LODGE 2:19.040	686	16 T. DAVIES 2:17.656	6
48	15 R. DAFF 2:14.588	65	14 N. MCKENZIE 2:12.551	74	13 J. BOSCH 2:12.394	5
80	12 D. BARTELS 2:11.782	46	11 J. DIACONO 2:09.456	3	10 S. O'BRIEN 2:08.464	4
52	9 M. HAWKSLEY 2:07.226	616	8 W. DOWNIE 2:07.214	7A	7 S. ROBINSON 2:07.071	3
4A	6 M. HICKS 2:06.334	268	5 J. PRICE 2:06.264	8A	4 M. DELANEY 2:01.688	2
95	3 M. RINDEL 1:57.915	6	2 C. BOURNE 1:57.441	24	1 C. HERN 1:55.778	1



Scott Laing
 Chief Timekeeper - Scott Laing

Tony Bolin
 Clerk of Course - Tony Bolin



COMPUTIME RACE TIMING SYSTEMS PTY LTD
www.computime.com.au

E-mail: scott@computime.com.au / Ph: 0418 17 13 17

